

Thanks for your interest in our Free Moving Average Cross Indicator!

If you are not familiar with who we are, here is some information about us.

Our Mission

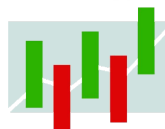
To Provide the Best Free Trading Education and Trading Strategies

About

At Trading Strategy Guides, we all come to work each and every day because we desire to solve the biggest problems in our industry. **The lack of good information for market traders.** We have one goal in mind. We want to help traders and investors of all levels in all walks of life with all types of goals and motivations. We strive to give you the best trading strategies and current market information. In fact, we are one of the largest communities of active traders and investors on the web today. We provide content for over **100,000+ active followers** and over **2,500+ members**, which happens to be growing every day. Our trading strategies have been featured all over the internet, which you will find on the most popular trading blogs and forums. Since we have started, our team has been actively growing and developing strategies, trading indicators, webinars, courses, live trade calls, one-on-one coaching calls, and so much more. Every single one of these tools we offer has changed traders lives by allowing them to adopt a new strategy or system. The trading strategies and indicators that you will find on our website will not only help you be successful, but also, allow you to grow at your own pace as a trader. Our mission is to simplify trading strategies by giving the trader a detailed plan with step-by-step rules to follow. We continue to do this with each and every strategy that we produce on our website.

If you find this indicator useful, we also offer many other custom indicators for Meta Trader 4, Meta Trader 5, Ninja Trader 7, Ninja Trader 8, and Tradingview!

See more here: <https://tradingstrategyguides.com/products/>



Trading Strategy Guides

Tradingstrategyguides.com




Install Guide for Moving Average Cross Indicator

To install your indicator please use either of the following methods

Option 1: Run the installer

This is probably the most simple one and will save you some time.

In the zip file simply click this and follow all the prompts

oving Average Cross Indicator				
Name	Date modified	Type	Size	
 moving_average_cross_setup	12/7/2018 8:42 AM	Application	728 KB	
 Moving Average Cross.ex4	12/7/2018 8:50 AM	EX4 File	167 KB	
 Moving Average Cross.ex5	12/7/2018 8:50 AM	EX5 File	272 KB	

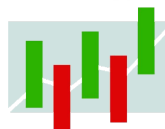
Simply restart your Meta Trader 4 platform if it is open and you should then see your indicator in the Navigator section

Option 2: Manually add Indicator into folder

To do this, simply follow these instructions on our how-to guide that we posted on Youtube
<https://youtu.be/L8GEmuYopj4>

In a nutshell, you need to go to file/open data folder/ MQL4/ Indicators then add the .ex4 file in the folder


















Note***add the .ex5 file we provided if you are using Meta Trader 5



How to Use Moving Average Cross Indicator

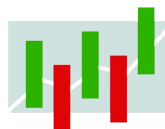
This indicator itself is very simple. The only real reason why we developed this for you was to give you an option to get alerted when moving averages cross each other.

Here are the settings:

Variable	Value
 MA #1 parameters	
 Period	8
 Method	Exponential
 Applied price	Close price
 MA #2 parameters	
 Period	20
 Method	Simple
 Applied price	Close price
 *** Drawing parameters ***	
 Show moving averages	true
 Show entry arrows	true
 Draw buy/sell zones style	Solid line from cross to cross
 *** Notifications ***	
 Show alert on signal	true
 Send notification on signal	false
 == Other settings ==	
 Logo mode	Upper right corner of the chart

The indicator comes standard with the first moving average set at 8 Exponential and 20 Simple Moving Average. **This is just to show you that you can use either type of moving average.**

If you are unfamiliar with moving averages here is some video training and articles you can reference:



Trading Strategy Guides

Tradingstrategyguides.com

OUR RESOURCES

[A Step By Step Moving Average Trading Strategy - Article](#)

[3 Hidden Secrets to Moving Averages - Article](#)

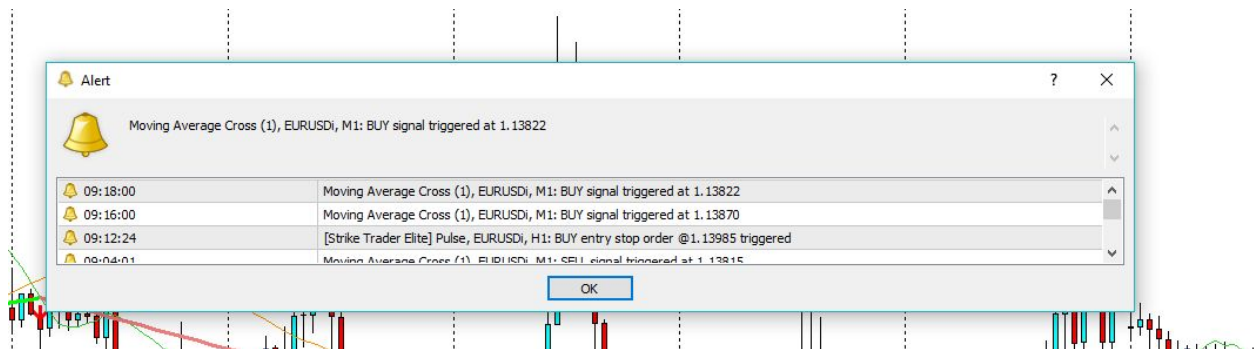
[How To Trade With Moving Averages - 1 Hour Trading Session](#)

We give you the ability to hide the moving averages and entry arrows as well in case you are just interested in alerts.

ALERTS

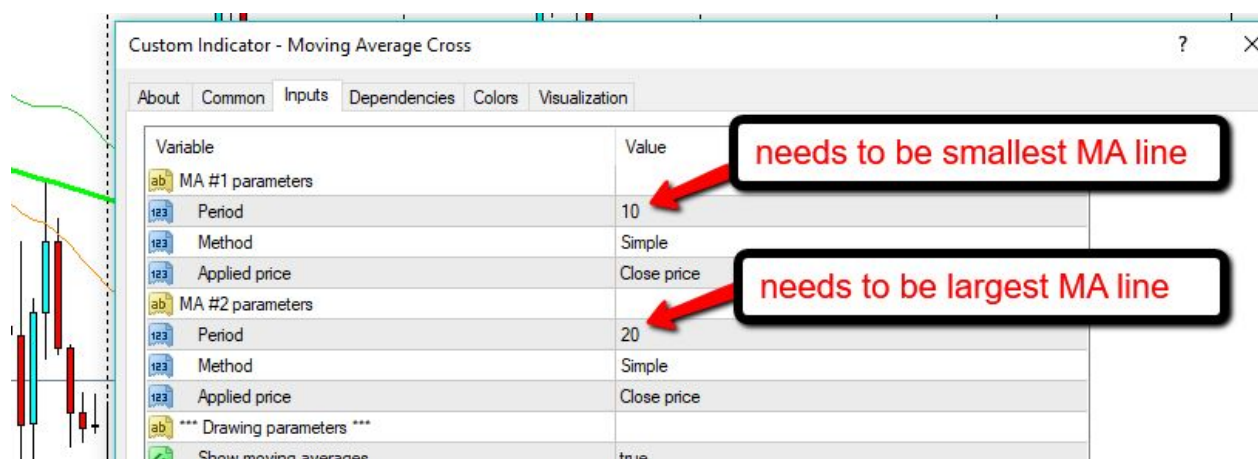
The main purpose of this indicator was to give you the ability to be alerted when any two moving averages cross.

The alert will look something like this



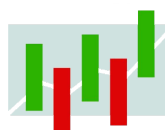
When the first moving average you set crosses the second moving average you set you get this alert. ***It is important to set the smaller of the two moving averages first.***

Here is an example



This will assure that the signal shows correctly as “buy” or “sell” and the alert will also be correct.

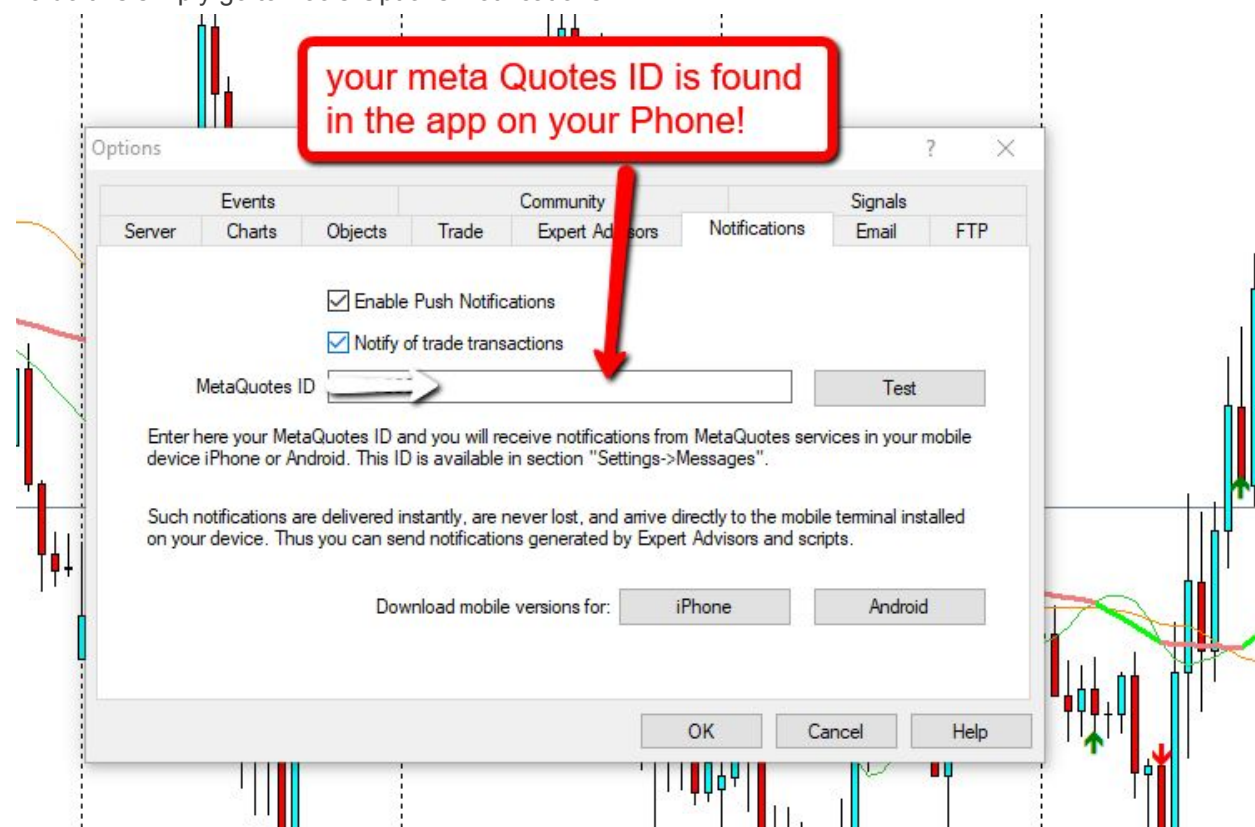
The GREEN and the RED lines are simply and indicator when the Moving averages cross. When the smaller MA line cross



Trading Strategy Guides
Tradingstrategyguides.com

You may also set up notifications! This will notify you on your Meta Trader app that you install on your iPhone or android phone.

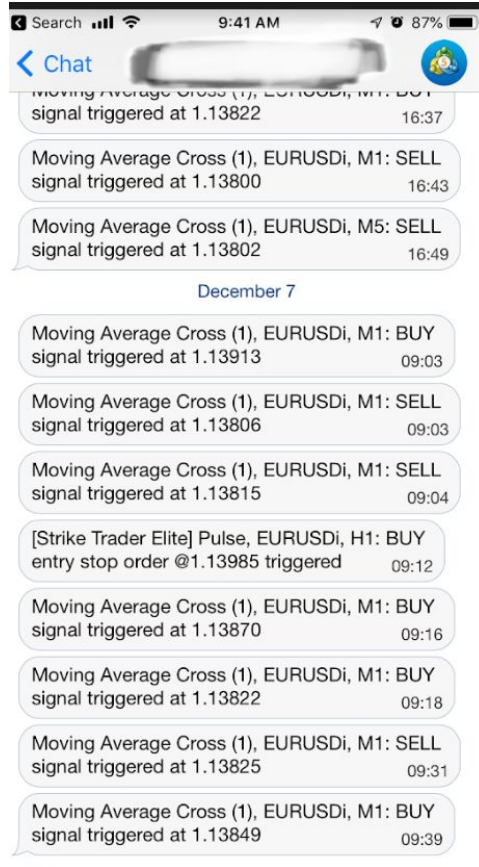
To do this simply go to Tools/Options/Notifications



Make sure you have enable push notifications checkbox selected and also in the indicator settings the notifications tab needs to be set as true

123	Draw buy/sell zones style	Solid line from cross to cross
ab	*** Notifications ***	
	Show alert on signal	true
	Send notification on signal	true
ab	== Other settings ==	

Under chat and messages on your Iphone Meta Trader 4 App here is an example of what the notification will look like:



Feel free to use any two Moving Averages! We developed many moving average trading strategies so if you are unsure of what two to choose [go check this strategy out now and apply these to your indicator!](#)

Ask us any questions by emailing us at info@tradingstrategyguides.com

Like us on Facebook: <https://www.facebook.com/TradingStrategyGuides/>

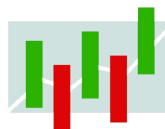
Follow us on Twitter: <https://twitter.com/TradeGuidesTSG>

Join our Telegram Group: <https://t.me/TradingStrategyGuides>

Subscribe on Youtube: https://www.youtube.com/channel/UC9wFd_MHvbvSeEq70qfWIDw?sub_confirmation=1

Private Message Us: <https://m.me/TradingStrategyGuides>

Enjoy!



Trading Strategy Guides

Tradingstrategyguides.com